

Fuses and Relays

CONTENTS

PASSENGER COMPARTMENT FUSE UNIT (1016)	2
UCH (645)	6
FUSE AND RELAY BOARDS (299 - 597 - 336 - 784 - 1047) - K4M - K7J - K7M ENGINES	10
FUSE AND RELAY BOARDS (299 - 597 - 336 - 784 - 983) - K9K790 - K9K792 ENGINES	13

Fuses and Relays

PASSENGER COMPARTMENT FUSE UNIT (1016)

[RETURN TO CONTENTS](#)

Location

This unit is located inside the passenger compartment, on the left-hand side of the dashboard.

Table of fuses:

31	30	29	28	4	3	2	1
		UCH			STOP		
				8	7	6	5
35	34	33	32				
				12	11	10	9
				16	15	14	13
					(ABS)	AV	AR
39	38	37	36	19	18	17	
				22	21	20	
				25	24	23	
				27	26		










1016

SE2285

Fuses and Relays

[RETURN TO CONTENTS](#)









Allocation of fuses and relays (according to equipment level)

No.	Symbol	Amps	Connection	Description
F1		20A	AP7	Fuse: windscreen wiper motor (212) - wash/wipe combination switch (145) - UCH (645) - relay board (299-235)
F2		5A	AP29	Fuse: instrument panel (247) - injection relay (1047) - injection ECU (120)
F3	STOP	20A	AP1	Fuse: brake light switch (160) - wash/wipe combination switch (145) - headlight washer pump (219) - reversing lights switch (155) –rear screen wiper motor (211)
F4		10A	AP10	Fuse: airbag and pretensioners ECU (756) - UCH (645) - diagnostic socket (225) - transponder unit (957) - running lights relay mounting (1034)
F5		--	--	Not in use
F6		--	--	Not in use
F7		--	--	Not in use
F8		--	--	Not in use
F9		10A	CPG	Fuse: left-hand headlight (227) - instrument panel (247) - headlight washer pump (219)
F10		10A	CPD	Fuse: right-hand headlight (226)
F11		10A	RPG	Fuse: left-hand headlight (227) - instrument panel (247)
F12		10A	RPD	Fuse: right-hand headlight (226)
F13		30A	AP30	Fuse: rear right-hand electric window control (130) - rear left-hand electric window control (131)
F14		30A	AP39	Fuse: driver's electric window control (132)

Fuses and Relays

[RETURN TO CONTENTS](#)









Allocation of fuses and relays (according to equipment level)

No.	Symbol	Amps	Connection	Description
F15		10A	AP5	Fuse: Anti-lock braking system ECU (118)
F16		15A	AP22	Fuse: driver's heated seat switch (615) - passenger heated seat switch (616)
F17		15A	67CP	Fuse: main electromagnetic horn (105) - electromagnetic horn (967) - secondary electromagnetic horn (403)
F18		10A	LPG	Fuse: left-hand side light (185) - left-hand rear light (173) - central license plate light (1324) - instrument panel (247) - UCH (645) - hazard lights command (125) - heating and air conditioning system control panel (319) - radio (261) - central door locking switch (123) - first row cigarette lighter (101) - heated rear window switch (128) - driver's electric window control (132) - one-touch de-icing control (1456) - child safety system control (135)
F19		7.5A	LPD	Fuse: right-hand side light (184) - right-hand rear light (172) - glove compartment light (168)
F20		7.5A	9P	Fuse: rear fog light (left-hand rear light 173) - instrument panel (247)
F21		5A	15RP	Fuse: passenger and driver's heated door mirrors (239-240)
F22		--	--	Not in use
F23		--	--	Not in use
F24		5A	AP23	Fuse: power-assisted steering pump assembly (186)
F25		--	--	Not in use
F26		--	--	Not in use

Fuses and Relays

[RETURN TO CONTENTS](#)

Allocation of fuses and relays (according to equipment level)

No.	Symbol	Amps	Connection	Description
F27		--	--	Not in use
F28		15A	BC	Fuse: consumer cut-out - instrument panel (247) - radio (261) - UCH (645) - luggage compartment light (165) -3rd row interior light (1425) -central interior light (529)
F29	UCH	15A	BP56	Fuse: UCH (645) - diagnostic socket (225)
F30		20A	BP3	Fuse: UCH (645)
F31		15A	BP16	Fuse: relay board supply (299 -231)
F32		30A	AP12 BP15	Fuse: heated rear screen switch (128) Fuse: relay board (299-235)
F33		--	--	Not in use
F34		--	--	Not in use
F35		--	--	Not in use
F36		30A	BP1	Fuse: cold air blower unit supply (233)
F37		5A	SP1	Fuse: electric door mirror control (134)
F38		10A	SP2	Fuse: radio (261) - first row cigarette lighter (101) - running lights relay mounting (1034)
F39		30A	SP3	Fuse: heating and air conditioning system control panel (319) - cold air blower relay (233)

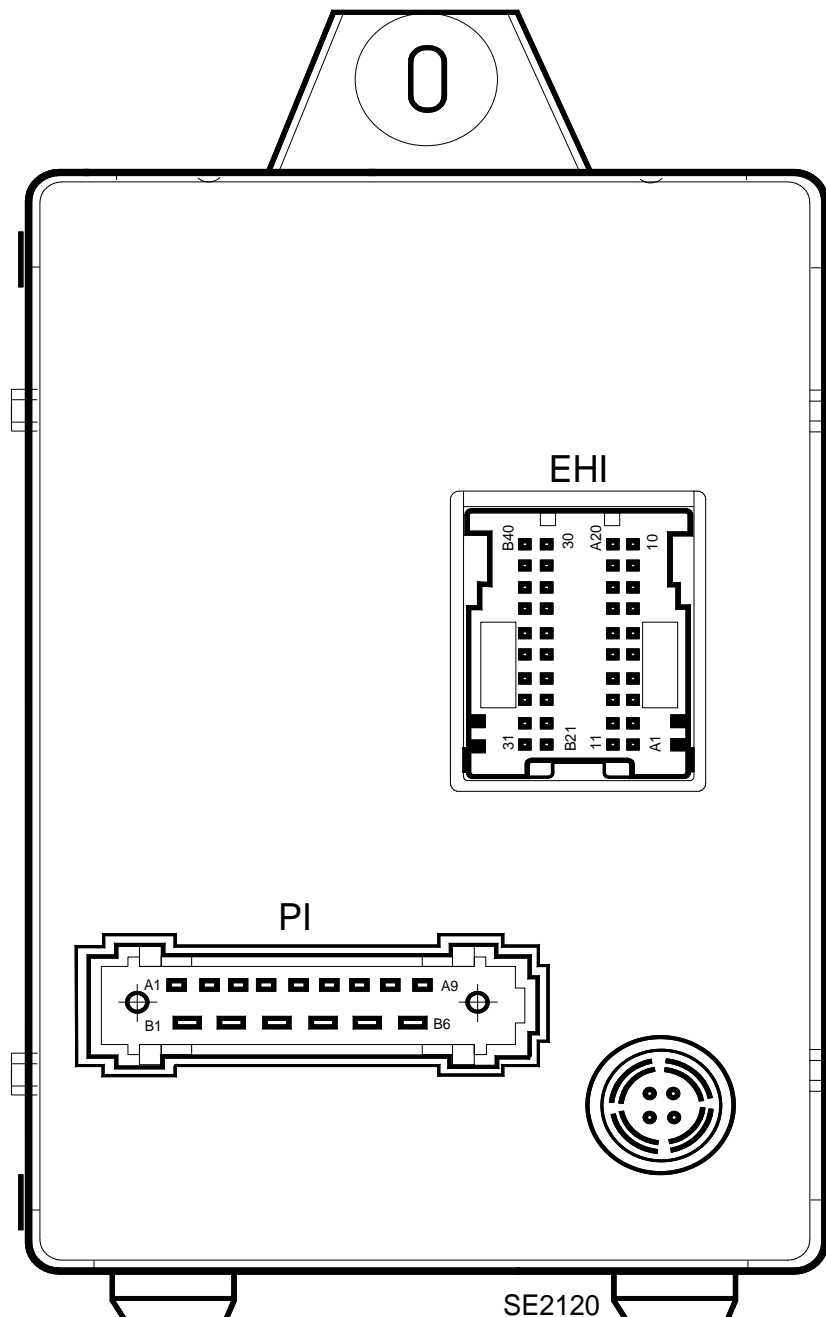
Fuses and Relays

UCH (645)

[RETURN TO CONTENTS](#)

Location

This unit is located in the lower left-hand section of the dashboard.



Fuses and Relays

[RETURN TO CONTENTS](#)

Allocation (according to equipment level)

EH1 (40-track connector) **BLACK MODULE BASE**

BROWN MODULE		
Track	Connection	Description
A1	--	Not in use
A2	--	Not in use
A3	--	Not in use
A4	--	Not in use
A5	64E	Direction indicator light + control
A6	47F	Vehicle speed signal
A7	--	Not in use
A8	20B	Central door locking opening timer + control
A9	--	Not in use
A10	--	Not in use
A11	--	Not in use
A12	--	Not in use
A13	--	Not in use
A14	--	Not in use
A15	LPG	+ Protected left-hand side light feed
A16	80X	Transponder aerial bus signal
A17	20A	Central door locking closing timer + control
A18	--	Not in use
A19	--	Not in use
A20	87H	Driver's position 1 switch - signal

Fuses and Relays

[RETURN TO CONTENTS](#)

Allocation (according to equipment level)

EH1 (40-track connector) **BLACK MODULE BASE**

GREEN MODULE		
B21	--	Not in use
B22	AP10	Brake light fuse protected + after ignition feed
B23	--	Not in use
B24	14E	Windscreen wiper timer + control
B25	--	Not in use
B26	64T	Left-hand direction indicator timer On switch
B27	--	Not in use
B28	64S	Right-hand direction indicator timer On switch
B29	--	Not in use
B30	13N	Interior lighting - control > Rear body flange
B31	15M	Heated rear screen relay - control
B32	80T	Software lock indicator light - control
B33	64Q	Central flasher unit timer - control
B34	HK	Fault finding signal K
B35	--	Not in use
B36	H17	Software lock > Diesel > petrol injection code signal
B37	--	Not in use
B38	H7	Engine speed input on L90 version
B39	15B	Heated rear screen + control
B40	13A	Interior lighting - control > Front body flange

Fuses and Relays

[RETURN TO CONTENTS](#)

Allocation (according to equipment level)

P1 (15-track connector) **WHITE MODULE BASE**

TRANSPARENT MODULE		
Track	Connection	Description
A1	NC	Left-hand A-pillar electronic earth
A2	13E	Courtesy light - control > Timer
A3	BP56	Fuse protected + battery feed > Computer
A4	14D	Windscreen wiper timer low speed control
A5	AP7	Windscreen wiper fuse protected + after ignition feed
A6	14C	Windscreen wiper park position + control
A7	--	Not in use
A8	64D	Right-hand direction indicator control
A9	64C	Left-hand direction indicator control
BLACK MODULE		
Track	Connection	Description
B1	--	Not in use
B2	20D	Central door locking closing + control
B3	BP3	Central door locking protected + battery feed
B4	20C	Electric central door locking opening + control
B5	BPT	Timer protected + battery feed
B6	BC	+ Battery feed via relay or circuit cut-out

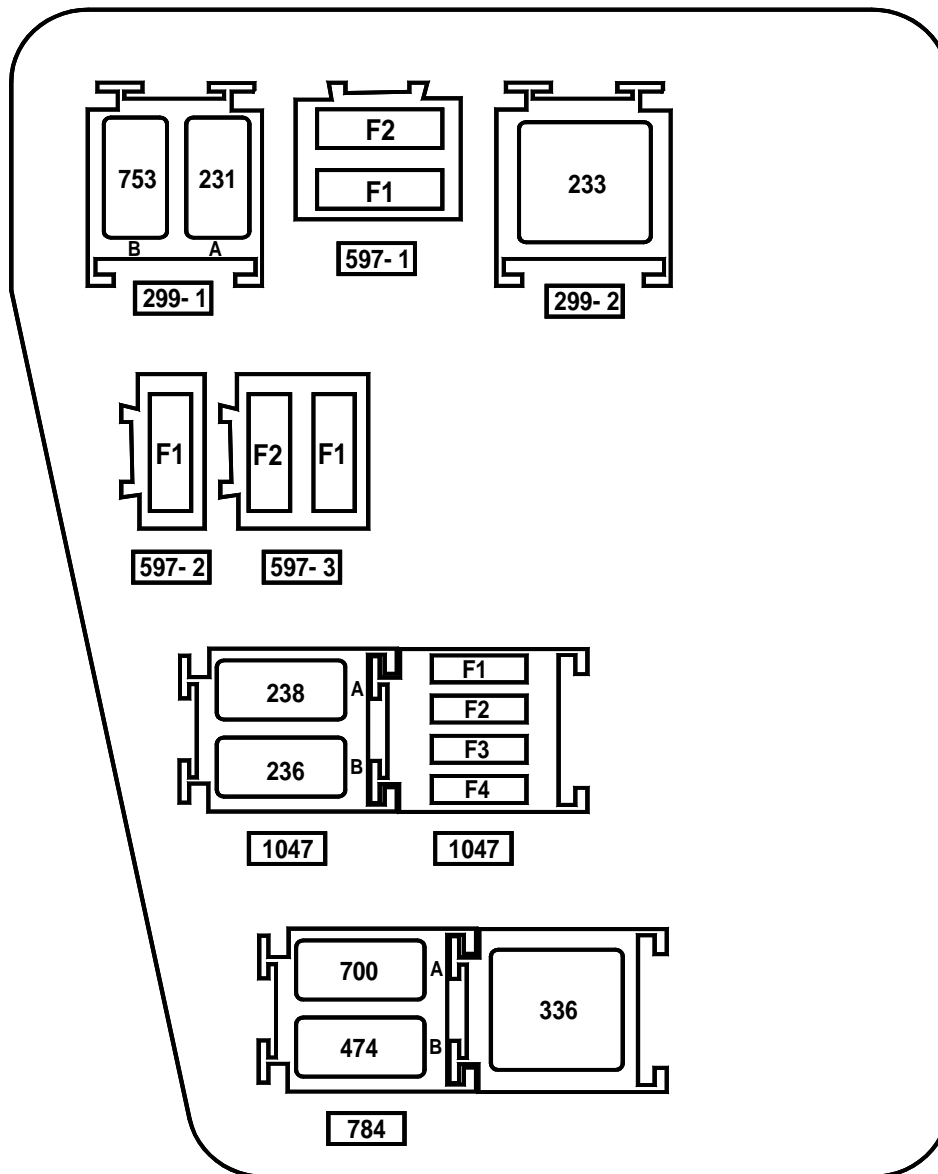
Fuses and Relays

FUSE AND RELAY BOARDS (299 - 597 - 336 - 784 - 1047) - K4M - K7J - K7M ENGINES

[RETURN TO CONTENTS](#)

Location

These units are located inside the engine interconnection unit.



SE2361

Fuses and Relays

[RETURN TO CONTENTS](#)

Allocation of fuses (according to equipment level)

Fuse board 597- 1

No.	Amps	Connection	Description
F1	50A	BP14	Fuse: anti-lock braking system ECU (118)
F2	25A	BP88	Fuse: anti-lock braking system ECU (118)

Fuse board 597- 2

No.	Amps	Connection	Description
F1	40A	BP7	Fuse: fan unit high-speed relay supply (336) - relay board (784)

Fuse board 597- 3

No.	Amps	Connection	Description
F1	60A	BP13	Fuse: ignition switch (104) - stalk (209) - running light relay (1034)
F2	60A	BP11	Fuse: stalk (209) - passenger compartment fuse box (1016)

Fuse board 1047

No.	Amps	Connection	Description
F1	30A	BP7	Fuse: relay board supply (784)
F2	25A	BP17	Fuse: injection relay supply (1047)
F3	5A	BP37	Fuse: injection relay supply (1047) - injection ECU (120)
F4	15A	BP12	Fuse: gas solenoid valve relay supply (1259)

Fuses and Relays

[RETURN TO CONTENTS](#)

Allocation of relays (depending on equipment level)

Relay board 299- 1

No.	Amps	Description
A	20A	Relay: front fog lights (231)
B	20A	Relay: headlight washer pump (753)

Relay board 299- 2

No.	Amps	Description
233	40A	Relay: cold air blower unit

Relay board 1047

No.	Amps	Description
A	20A	Relay: injection locking (238)
B	20A	Relay: fuel pump (236)

Relay board 784

No.	Amps	Description
A	20A	Relay: low-speed fan assembly (700)
B	20A	Relay: air conditioning clutch (474)

Unit relay

No.	Amps	Description
336	40A	Relay: high-speed fan unit

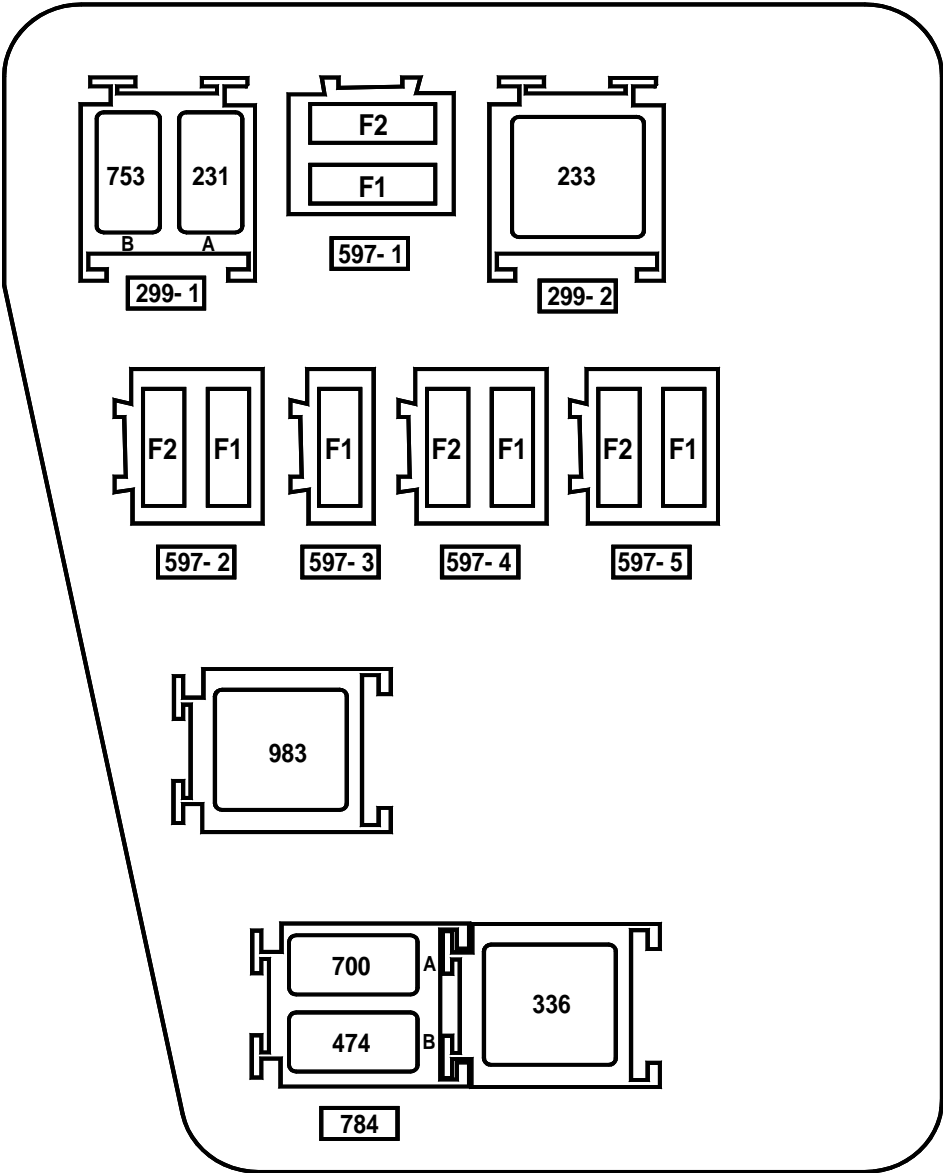
Fuses and Relays

FUSE AND RELAY BOARDS (299 - 597 - 336 - 784 - 983) - K9K790 - K9K792
ENGINES

[RETURN TO CONTENTS](#)

Location

These units are located inside the engine interconnection unit.



SE2362

Fuses and Relays

[RETURN TO CONTENTS](#)

Allocation of fuses (according to equipment level)

Fuse board 597- 1

No.	Amps	Connect ion	Description
F1	50A	BP14	Fuse: anti-lock braking system ECU (118)
F2	25A	BP88	Fuse: anti-lock braking system ECU (118)

Fuse board 597- 2

No.	Amps	Connect ion	Description
F1	40A	BP7	Fuse: relay board supply (784) - high-speed fan unit relay (336)
F2	30A	BP38	Fuse: injection ECU supply relay (983)

Fuse board 597- 3

No.	Amps	Connect ion	Description
F1	70A	BP35	Fuse: preheating unit (257)

Fuse board 597- 4

No.	Amps	Connect ion	Description
F1	80A	BP9	Fuse: additional heater 1 relay supply (1067) - additional heater 2 relay (1068)
F2	80A	BP36	Fuse: power assisted steering pump assembly supply (186)

Fuse board 597- 5

No.	Amps	Connect ion	Description
F1	60A	BP13	Fuse: ignition switch (104) - stalk (209) - running light relay (1034)
F2	60A	BP11	Fuse: stalk (209) - passenger compartment fuse box (1016)

Fuses and Relays

[RETURN TO CONTENTS](#)

Allocation of relays (depending on equipment level)

Relay board 299- 1

No.	Amps	Description
A	20A	Relay: front fog lights (231)
B	20A	Relay: headlight washer pump (753)

Relay board 299- 2

No.	Amps	Description
233	40A	Relay: cold air blower unit

Relay board 784

No.	Amps	Description
A	20A	Relay: low-speed fan assembly (700)
B	20A	Relay: air conditioning clutch (474)

Unit relays

No.	Amps	Description
336	40A	Relay: high-speed fan unit
983	40A	Relay: diesel injection ECU supply